




Ceiling Mount Speaker

PC-1860



SPRING CLAMP TYPE

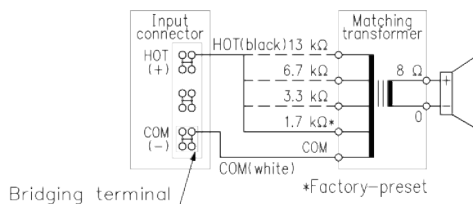


PC-1860

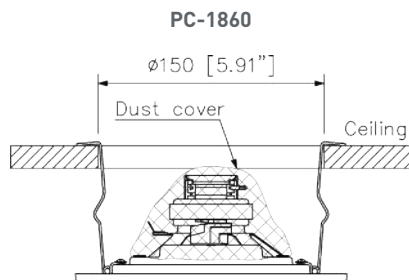
Features

- Ideal for use in a background music system and voice announcement system
- All metallic construction
- Spring clamp mechanism for easy mounting to the ceiling
- Input impedance can be easily changed by changing the tap position of the transformer
- Push-in type input terminal block makes cable connection easy and allow bridge wiring

Wiring Diagram



Mounting Diagram



Specifications

Model	PC-1860
Rated Output	6 W (100 V Line), 3 W (70 V Line)
Rated Impedance	100 V line: 1.7 kΩ(6 W), 3.3 kΩ (3 W), 6.7 kΩ (1.5 W), 13 kΩ (0.8 W) 70 V line: 1.7 kΩ(3 W), 3.3 kΩ (1.5 W), 6.7 kΩ (0.8 W), 13 kΩ (0.4 W)
Sensitivity	94 dB (1 W, 1 m) (500 Hz - 5 kHz, pink noise)
Frequency Response	80 Hz - 20 kHz (peak -20 dB)
Speaker Component	12 cm (5") cone-type
Operating Temperature	-10 °C to +50 °C (14 °F to 122 °F)
Dimensions for Fixing Hole	Mounting hole: $\phi 150 \pm 3$ mm (5.91" \pm 0.12") Ceiling thickness: 5 - 25 mm (0.2" - 0.98")
Speaker Mounting Method	Spring Clamp
Applicable Cable	Solid wire: 0.5 - 3 mm ² (AWG 20 - 12)
Connection	Push wire connection (Bridging terminal - 2 branch type)
Finish	Frame: Steel plate, white (RAL 9016 equivalent), paint Grille: Steel net, white (RAL 9016 equivalent), paint
Dimensions	$\phi 180 \times 70$ (D) mm (7.09" \times 2.76")
Weight	560 g (1.23 lb)
Accessory	*BB-1864 Back Can Paper pattern ... 1

SPRING CATCH TYPE



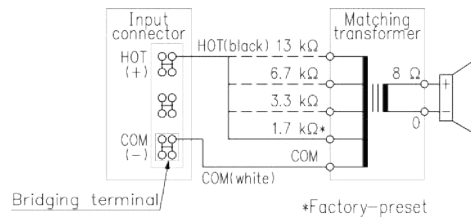
PC-1860S

PC-1860S

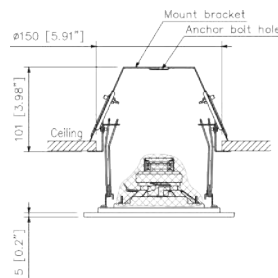
Features

- Mounting bracket for safety installation
- Suitable for announcement and music use in high quality sound
- Speaker design that harmonize with venue's architecture and decor

Wiring Diagram



Mounting Diagram



Specifications

Model	PC-1860S
Rated Output	6 W (100 V Line), 3 W (70 V Line)
Rated Impedance	100 V line: 1.7 kΩ (6 W), 3.3 kΩ (3 W), 6.7 kΩ (1.5 W), 13 kΩ (0.8 W) 70 V line: 1.7 kΩ (3 W), 3.3 kΩ (1.5 W), 6.7 kΩ (0.8 W), 13 kΩ (0.4 W)
Sensitivity	94 dB (1 W, 1 m) (500 Hz - 5 kHz, pink noise)
Frequency Response	80 Hz - 20 kHz (peak -20 dB)
Speaker Component	12 cm (5") cone-type
Dimensions for Fixing Hole	Mounting hole: $\varnothing 150 \pm 3$ mm (5.91" \pm 0.12") Ceiling thickness: 5 - 25 mm (0.2" - 0.98")
Speaker Mounting Method	Spring Catch
Operating Temperature	-10 °C to +50 °C (14 °F to 122 °F)
Applicable Cable	Solid wire: 0.5 - 3 mm ² (AWG 20 - 12)
Connection	Push wire connection (Bridging terminal - 2 branch type)
Finish	Frame: Steel plate, white (RAL 9016 equivalent), paint Grille: Steel net, white (RAL 9016 equivalent), paint Mounting bracket: Steel plate, plating
Dimensions	$\varnothing 180 \times 5$ (exposed section) + 101 (D) mm (7.09" x 0.2" + 3.98")
Weight	750 g (1.65 lb)
Accessory	*BB-1864 Back Can Paper pattern ... 1



TOA Canada Corporation

www.TOAcanda.com

Specifications are subject to change without notice.
(201905)8336110051_01