



PC Series Ceiling Mount Speaker



Ceiling Speakers for General Paging and Emergency Announcements

The PC-580RU and PC-580RVU are designed to fill the need for a high-performance, cost effective ceiling speaker for use in Mass Notification Systems, Voice Evacuation, Emergency Paging, and everyday Paging and Background Music requirements. The PC-580RU and PC-580RVU speakers meet ULC S541, UL 1480 UUMW (*Fire Alarm Signaling*) and UL 2043 (*use in air handling spaces*) standards when using the HY-BC580U Back Can.

Features:

- 8" in-ceiling speaker for high-quality paging applications
- Cost effective design makes this speaker ideal for projects requiring large quantities
 - 25V & 70V transformer taps up to 5W
- Fits standard ceiling-speaker template (PC-671R and others). Perfect for retrofits
- ULC S541, UL 1480 UUMW and UL 2043 standards. Certified to work with emergency announcement systems
 - Unique "monocoque" design provides better structural integrity
- PC-580RVU version provides a center-grille volume adjustment potentiometer
- Optional UL-rated HY-BC580U stackable back-can for use in ceiling plenums

PC-580 Series Ceiling Speaker



PC-580RU



PC-580RVU

		PC-580RU	PC-580RVU
Rated Input		10W (speaker), 5 W (transformer, 70.7 V line and 25 V line)	
Rated Impedance	70.7 V line	20 K (0.25 W), 10K (0.5W), 5K (1 W), 2.5 K (2 W), 1 K (5 W) Ohms	
	25 V line	2.5 K (0.25 W), 1.25 K (0.5 W), 625 (1 W), 312.5 (2 W), 125 (5 W) Ohms	
Sensitivity		97 dB (1 W, 1 m)	
Frequency Response		50 - 16.5 KHz	
Speaker Component		200 mm (8") dual cone type	
Magnet Size		Dia. 80 (3.15") x dia. 32 (1.26") x 12 (0.47") mm	
Magnet Weight		272g (10 oz)	
Flux Density		11,900 gauss	
Potentiometer		---	Type: Screw-driver adjust Wire wound, resistance 50 Ohms
Dimensions of Fixing Hole		Dia. 203.2 mm (8.00")	
Finish		Baffle: Steel plate, white Grille: Surface-treated steel plate net, white	
Dimensions		Dia. 324 x 87.3 (d) mm	Dia. 324 x 98.8 (d) mm
Weight		1.50 kg (3.31 lbs)	1.52 kg (3.35 lbs)
Accessory		Mounting screw (M 5 x 38 mm) x 4; Speaker pass through terminal strip	
UL Standards		ULC S541, UL 1480 UUMW and UL 2043 when used with HY-BC580U	
Option		Back can (for UL/ULC certified installation): HY-BC580U Back can (for other installations): BB-580 Tile bridge, mounting channel: Q-HY-TB2	

Sound pressure level at 10 ft (3m)

Voltage	25V Vrms					70 V Vrms				
Tap	0.25 W	0.5 W	1 W	2W	5W	0.25 W	0.5 W	1 W	2 W	5 W
SPL @ 10 ft. (dBA)	72	77	80	83	87	74	77	81	83	87

PC-580 Series Back Boxes



	HY-BC580U	BB-580
Finish	Surface-treated steel plate, black paint, anti-resonance material applied to the interior of the enclosure	Galvanneal (satin-coat) steel construction, unpainted, anti-resonance spray coating applied to the interior of the enclosure
Dimensions	324 (12.76") x 252 (9.92") x 111 (4.37") mm	10" inner-diameter at the base, 11-5/8" outer-diameter at the mounting flange, 4" deep
Weight	1.05 kg (2.31 lbs)	1.02 kg (2.24 lbs)
Knockouts	Four combination conduit knockouts 1/2" - 3/4" (13 - 19 mm), four J-clips and two flexible perforated mounting straps	Four "2-way" 1/2"-3/4" knock-outs spaced evenly at 90 degrees around the body, 2" from back, four mounting straps
Compatible Spea	PC-580RU, PC-580RVU	

PC-580 Series Optional Accessories

Q-HY-TB2: Mounting Channel



WARNING NOTICE: The PC-580RU and PC-580RVU speakers only meet ULC S541, UL 1480 UUMW (Fire Alarm Signaling) and/or UL 2043 (use in air handling spaces) certification(s) when using the HY-BC580U back can.



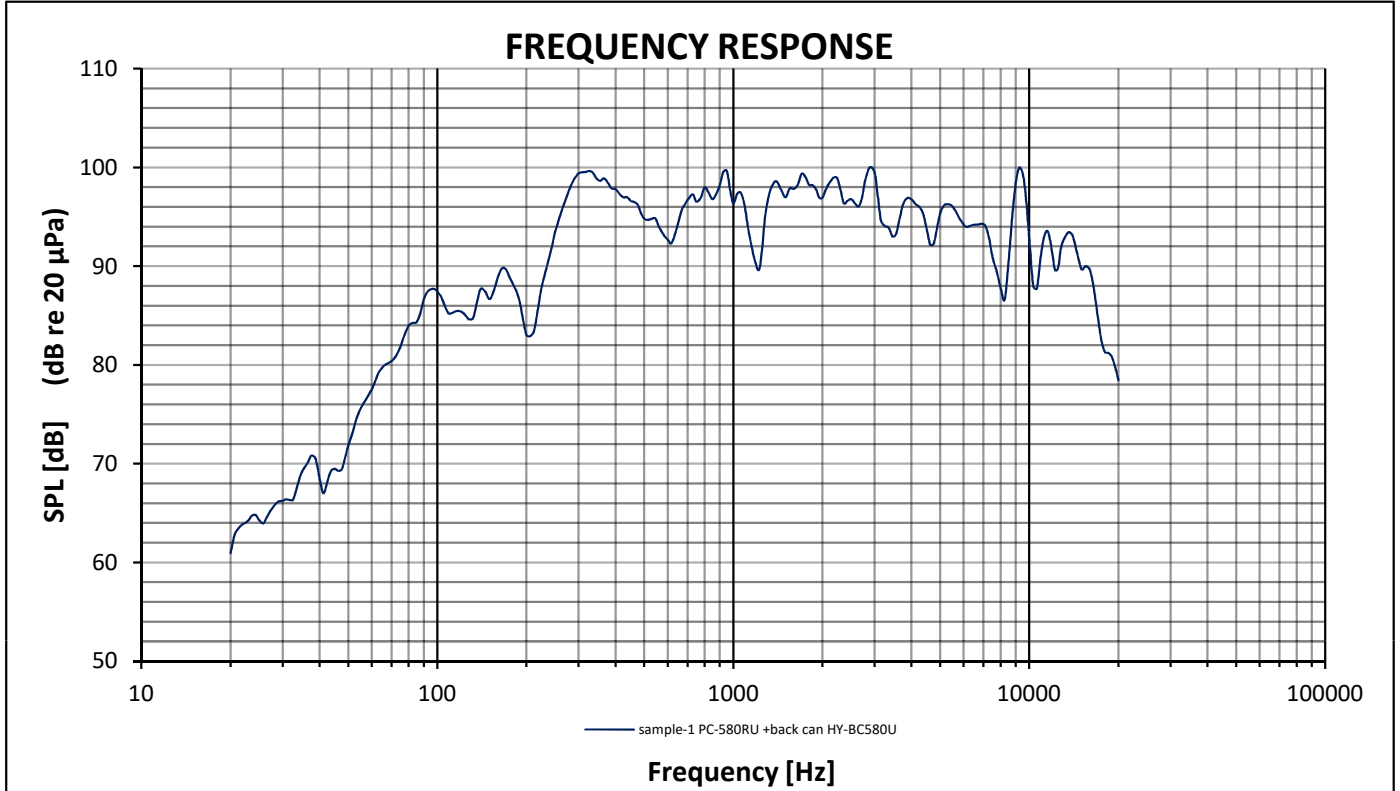
TOA Canada Corporation
 3670 Odyssey Drive, Unit 1, Mississauga ON,
 L5M 0Y8 • 1-800-263-7639
 sales@toacanada.com • www.TOAcnada.com
 Specifications are subject to change without notice Printed in
 Canada (1608) 905-263-PC580-ver7



PT. TOA GALVA INDUSTRIES

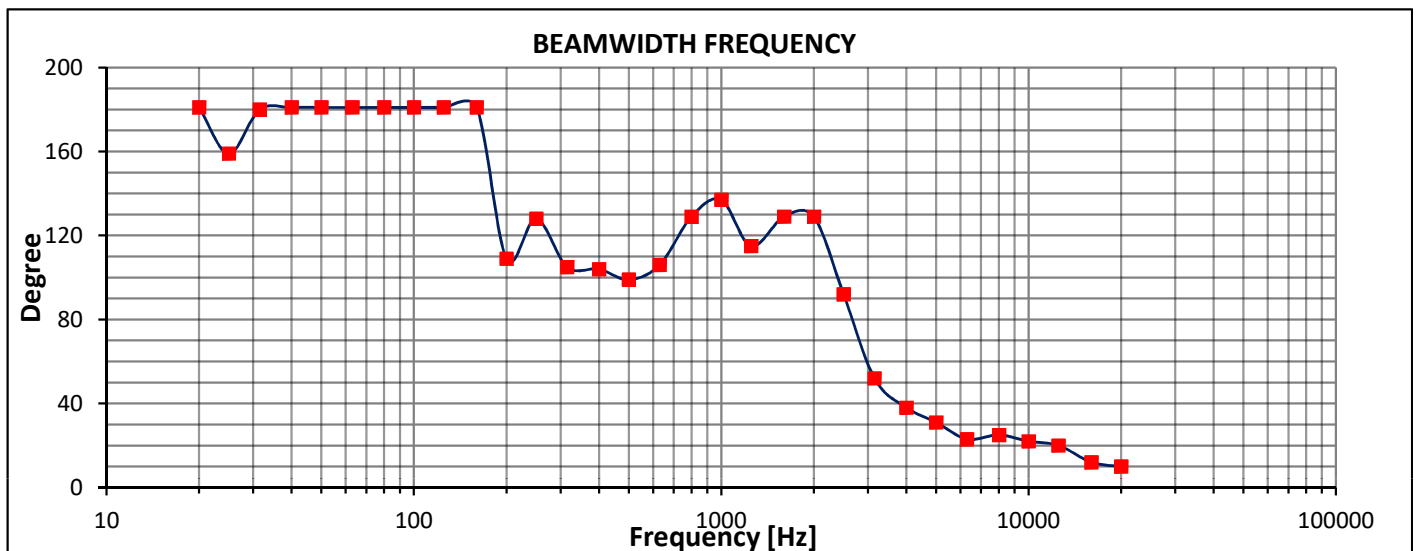
MODEL	PC-580RU (With Back Can)	Page : 3	DATE	30 Oktober 2018
LOT NO.	SAMPLE-B1	No. C	TEMPERATURE	19 C
INSTRUMENT	LISTEN inc	SoundCheck 11.1	HUMIDITY	38%

Frequency Response



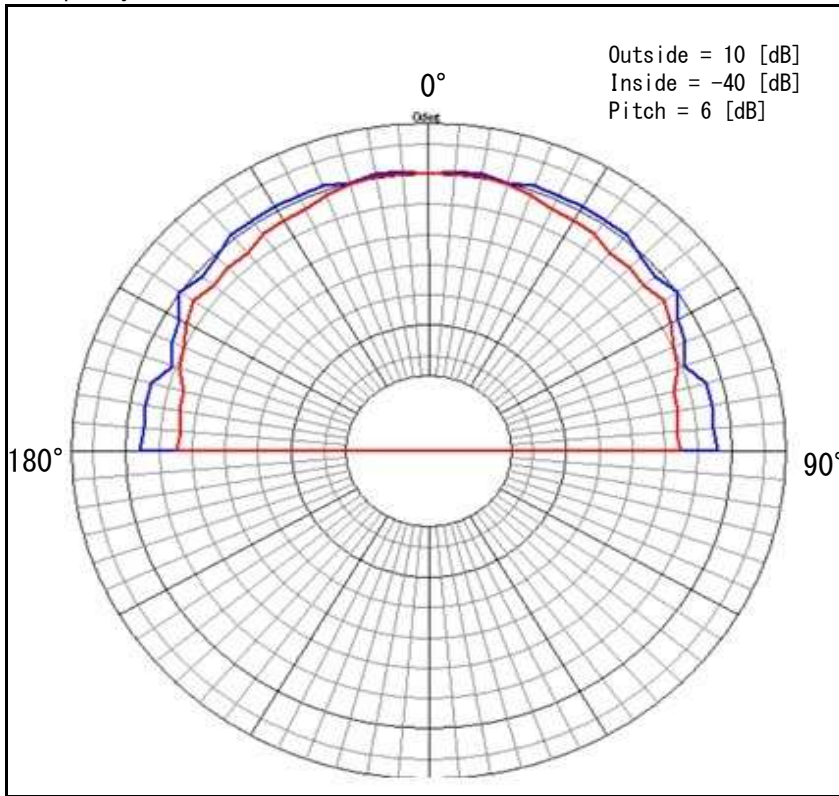
	Specification on manual	Standard	Measure
SPL	97dB	Pink noise 330Hz-3.3kHz	97.7dB
Frequency Response Lower	50Hz	-20dB of SPL 330Hz-3.3kHz	60Hz
Frequency response Upper	16.5kHz	-20dB of SPL 330Hz-3.3kHz	20kHz
Rated Impedance	1kΩ	±15% of specification	1.017kΩ

Beamwidth

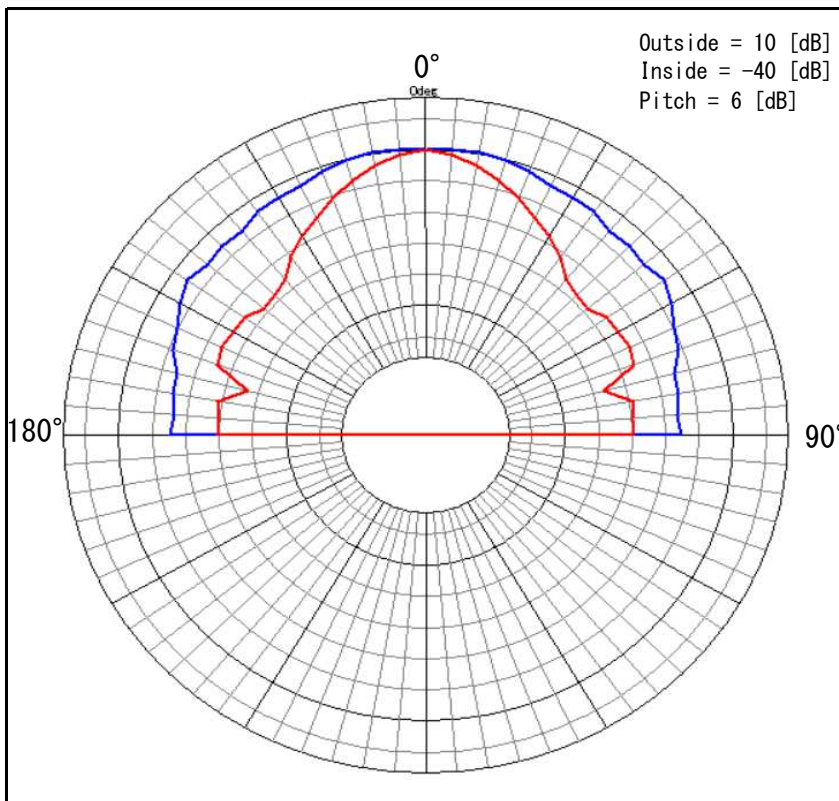


Polar Pattern

> AT frequency 500Hz and 1kHz



> AT frequency 2kHz and 4kHz



> AT frequency 8kHz and 16kHz

